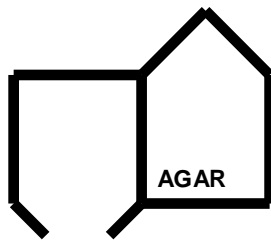


The Australian Group on Antimicrobial Resistance

<http://antimicrobial-resistance.com>

**AGAR Financial Report
2015 Australian Commission on Safety and
Quality in Health Care Funding**



The Australian Group on Antimicrobial Resistance
 “<http://antimicrobial-resistance.com>”

14th December 2015 AGAR Executive Meetings
 Qantas Meeting Rooms, Melbourne Domestic Terminal

FINAL

(All figures exclude GST)

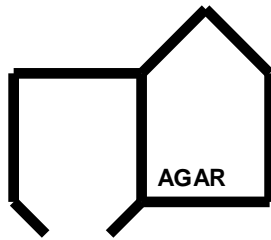
REVENUE

ACSQHC	8,600.00
Total Income	8,600

EXPENDITURE

Return economy airfares (8)	4,353.12
Accommodation	1,554.28
Venue	1,136.36
Administration	500.00
Parking/Taxis	203.80
Total Expenditure	7,747.56

NET **852.44**



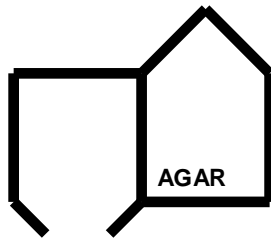
The Australian Group on Antimicrobial Resistance
 “<http://antimicrobial-resistance.com>”

**21 and 22 July 2016 AGAR Executive and Committee Meetings
 Victoria**

PELIMINARY (30 June 2016)

(All figures exclude GST)

ACSQHC	39,700.00
Total Income	39,700.00
EXPENDITURE	
Executive 21 July 2016	
Venue	0.00
Committee 22 July 2016	
Return economy airfares	14,882.82
Venue	4,140.00
Accommodation	0.00
Administration	500.00
Taxi/Parking	0.00
Total Expenditure	19,522.82
NET	20,177.18



The Australian Group on Antimicrobial Resistance
“<http://antimicrobial-resistance.com>”

**2015 Staphylococcus Sepsis Programme (ASSOP) – Epidemiological Typing
Typing: MRSA**

PELIMINARY

(All figures exclude GST)

REVENUE

ACSQHC 50,000.00

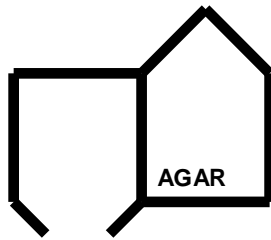
Total Income 50,000.00

EXPENDITURE

Whole Genome Sequencing 0.00

Total Expenditure 0.00

NET 50,000.00



The Australian Group on Antimicrobial Resistance
“<http://antimicrobial-resistance.com>”

2015 Enterococcus Sepsis Programme (ASSOP) – Epidemiological Typing
Typing: *E. faecium*

PELIMINARY

(All figures exclude GST)

REVENUE

ACSQHC 44,000.00

Total Income 44,000.00

EXPENDITURE

Whole Genome Sequencing 0.00

Total Expenditure 0.00

NET 44,000.00

**2015 Enterococcus Sepsis Programme (ASSOP) – *vanA/vanB* PCR
Typing: *E. faecalis*****PELIMINARY****(All figures exclude GST)****REVENUE**

ACSQHC	3,000.00
--------	----------

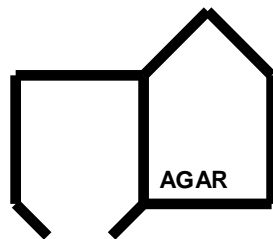
Total Income	3,000.00
---------------------	-----------------

EXPENDITURE

<i>vanA/vanB</i> PCR	0.00
----------------------	------

Total Expenditure	0.00
--------------------------	-------------

NET	3,000.00
------------	-----------------



The Australian Group on Antimicrobial Resistance
 “<http://antimicrobial-resistance.com>”

AGAR Consumables

PELIMINARY

(All figures exclude GST)

REVENUE

2015 *Staphylococcus aureus* Sepsis Outcome Program ASSOP (31)

ACSQHC	32,500.00
--------	-----------

2015 Gram negative Sepsis Outcome Program GnSOP (31)

ACSQHC	71,250.00
--------	-----------

2015 *Enterococcus* Sepsis Outcome Programme AESOP (31)

ACSQHC	15,000
--------	--------

Total Income	105,000.00
---------------------	-------------------

EXPENDITURE

2014 *Staphylococcus aureus* Sepsis Outcome Program (ASSOP)

Gold = \$15/isolate; Silver = \$10/isolate

Participating Institutions (31)

QHPS – Princess Alexandra Hospital (G121)	1,815
QHPS – Prince Charles Hospital (G66)	990
QHPS – Cairns (B82)	410
QHPS – Gold Coast (G76)	1,140
QHPS – Central (G103)	1,545
Sullivan Nicolaides Pathology (G55)	825
Concord Hospital (G50)	750
Royal North Shore Hospital (G87)	1,305
Royal Prince Alfred Hospital (G100)	1,500
Westmead Hospital	
Nepean Hospital (G88)	1,320

John Hunter Hospital (G84)	1,260
Wollongong Hospital	
Alfred Hospital (G106)	1,749
Monash Medical Centre (G93)	1,395
St Vincent's Hospital	
Royal Women's Hospital	
Austin Health	
The Canberra Hospital (G81)	1,215
Royal Darwin Hospital (G70)	1,050
Alice Springs Hospital (B40)	200
Royal Hobart Hospital	
Royal Adelaide Hospital (G146)	2,190
Flinders Medical Centre	
Women's and Children's Hospital (G26)	390
PathWest Royal Perth Hospital (G98)	1,470
PathWest – QEII (G106)	1,590
PathWest – Fiona Stanley Hospital (G105)	1,575
PathWest North West (B21)	105
Joondalup Hospital (B47)	235
Saint John of God Pathology (B17)	85

Total

26,109.00

2015 Gram negative Sepsis Outcome Program GnSOP

Gold = \$15/isolate; Silver = \$10/isolate

Participating Institutions (31)

QHPS – Princess Alexandra Hospital (G200)	3,000
QHPS – Prince Charles Hospital (S195)	1,950
QHPS – Cairns (B197)	985
QHPS – Gold Coast (G200)	3,000
QHPS – Central (G200)	3,000
Sullivan Nicolaides Pathology (G176)	2,640
Concord Hospital (G200)	3,000
Royal North Shore Hospital (G200)	3,000
Royal Prince Alfred Hospital (B200)	1,000
Westmead Hospital	
Nepean Hospital (G200)	3,000
John Hunter Hospital (G200)	3,000
Wollongong Hospital	
Alfred Hospital (G200)	3,000
Monash Medical Centre (G200)	3,000
St Vincent's Hospital	
Royal Women's Hospital	
Austin Health	
The Canberra Hospital (B100)	1,000
Royal Darwin Hospital (G182)	2,730
Alice Springs Hospital (B83)	415

Royal Hobart Hospital	
Royal Adelaide Hospital (G200)	1,000
Flinders Medical Centre	
Women's and Children's Hospital (G61)	305
PathWest Royal Perth Hospital (G200)	3,000
PathWest – QEII (G200)	3,000
PathWest – Fiona Stanley Hospital (G200)	3,000
PathWest North West (B93)	465
Joondalup Hospital (B151)	755
Saint John of God Pathology (B94)	470
Total	49,715.00

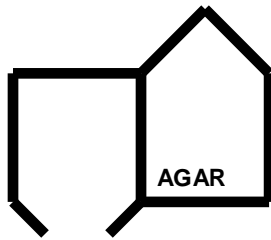
2015 Enterococcus Sepsis Outcome Program (AESOP)

Gold = \$15/isolate; Silver = \$10/isolate

Participating Institutions (31)

QHPS – Princess Alexandra Hospital (G34)	510
QHPS – Prince Charles Hospital (G12)	180
QHPS – Cairns (G10)	150
QHPS – Gold Coast (G26)	390
QHPS – Central (G36)	540
Sullivan Nicolaides Pathology (G15)	225
Concord Hospital (G17)	255
Royal North Shore Hospital (G61)	915
Royal Prince Alfred Hospital (G52)	780
Westmead Hospital	
Nepean Hospital (G39)	585
John Hunter Hospital (G29)	435
Wollongong Hospital	
Alfred Hospital (G77)	1,155
Monash Medical Centre (G61)	915
St Vincent's Hospital	
Royal Women's Hospital	
Austin Health	
The Canberra Hospital (G58)	870
Royal Darwin Hospital (G14)	210
Alice Springs Hospital (B4)	20
Royal Hobart Hospital	
Royal Adelaide Hospital (G52)	780
Flinders Medical Centre	
Women's and Children's Hospital (G6)	90
PathWest Royal Perth Hospital (G36)	540
PathWest – QEII (G30)	450
PathWest – Fiona Stanley Hospital (G48)	720
PathWest North West (B6)	30
Joondalup Hospital (B17)	85
Saint John of God Pathology (B15)	75

Total	10,905.00
Total Expenditure	86,729.00
NET	18,271.00



The Australian Group on Antimicrobial Resistance
 “<http://antimicrobial-resistance.com>”

2016 AGAR Scientific Officer

PELIMINARY

(All figures exclude GST)

REVENUE

ACSQHC	120,000
--------	---------

1.0FTE (RPH - WA)	120,000.00
-------------------	------------

Includes annual leave, long service-leave, superannuation and worker's compensation)

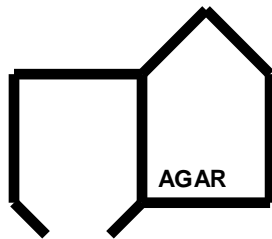
Total Income	120,000
---------------------	----------------

EXPENDITURE

1.0FTE WA (01/01/16 – 31/12/16)	0.00
------------------------------------	------

Total Expenditure	0.00
--------------------------	-------------

NET	120,000
------------	----------------



The Australian Group on Antimicrobial Resistance
“<http://antimicrobial-resistance.com>”

Liability Insurance

FINAL

(All figures exclude GST)

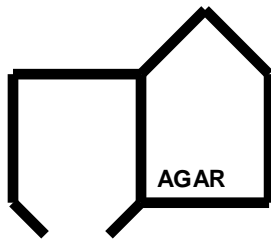
REVENUE

ACSQHC	8,000.00	
Total Income		8,000.00

EXPENDITURE

Expenditure	7,146.71	
Total Expenditure	7,146.71	

NET **853.29**



The Australian Group on Antimicrobial Resistance
“<http://antimicrobial-resistance.com>”

Centralised Long Term Storage of Isolates

PRELIMINARY

(All figures exclude GST)

REVENUE

ACSQHC 42,000.00

ASSOP 2014 and AESOP 2015 (WA) 42,000.00

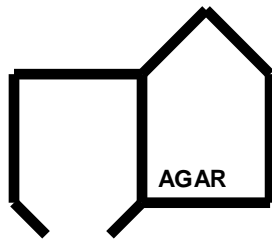
Total Income 42,000.00

EXPENDITURE

ASSOP 2014 and AESOP 2015 (WA) 0.00

Total Expenditure 0.00

NET 42,000.00



The Australian Group on Antimicrobial Resistance
“<http://antimicrobial-resistance.com>”

IT Development

PRELIMINARY

(All figures exclude GST)

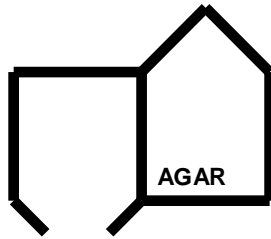
REVENUE

ACSQHC	15,000.00
Total Income	15,000.00

EXPENDITURE

Expense	0.00
Total Expenditure	0.00

NET	15,000.00
------------	------------------



The Australian Group on Antimicrobial Resistance
 “<http://antimicrobial-resistance.com>”

2015 Funding
 (All figures exclude GST)

Item	Allocated Funds	Actuals	Surplus (Deficit)
November 2015 Meeting	8,600	7748	852 (F)
July 2016 Meeting	39,700	19,523	
ASSOP 2014 Typing	50,000		
AESOP 2015 Typing	44,000		
AESOP 2015 <i>vanA/vanB</i> PCR	3,000		
Scientific Officer (2016)	120,000		
ASSOP 2015 Laboratories	32,500	26,109	
EnSOP 2015 Laboratories	71,250	49,715	
AESOP 2015 Laboratories	15,000	10905	
Storage of Isolates	42,000		
Insurance	8,000	7,147	853 (F)
IT Development	15,000		
TOTAL			