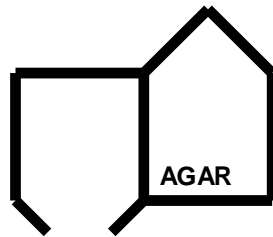


**The Australian Group on Antimicrobial Resistance**

<http://antimicrobial-resistance.com>

---

**AGAR Financial Report  
2021  
Commonwealth Government Department  
of Health  
(FINAL)**



**The Australian Group on Antimicrobial Resistance**  
 “<http://antimicrobial-resistance.com>”

**June 2022 AGAR Executive Meeting**  
**Sydney Stamford Plaza Hotel 24 June 2022**

**FINAL**

(All figures exclude GST)

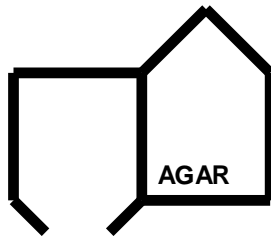
**REVENUE**

<b>DoH</b>	<b>7,000.00</b>
<b>Total Income</b>	<b>7,000.00</b>

**EXPENDITURE**

<b>Airfares</b>	<b>2,247.45</b>
<b>Accommodation</b>	<b>372.73</b>
<b>Venue</b>	<b>1,692.53</b>
<b>Dinner</b>	<b>88.60</b>
<b>Taxi/Parking</b>	<b>143.19</b>
<b>Administration</b>	<b>750.00</b>
<b>Total Expenditure</b>	<b>5,294.50</b>

<b>BALANCE</b>	<b>1,705.50</b>
----------------	-----------------



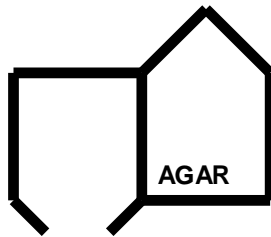
**The Australian Group on Antimicrobial Resistance**  
 “<http://antimicrobial-resistance.com>”

**September 2022 AGAR Executive and Committee Meetings**

**FINAL**

(All figures exclude GST)

<b>DoH</b>		<b>35,000.00</b>
<b>Total Income</b>		<b>35,000.00</b>
<b>EXPENDITURE</b>		
<b>Airfares (31)</b>	<b>16,733.97</b>	
<b>Accommodation</b>	<b>3,786.36</b>	
<b>Dinner</b>	<b>211.23</b>	
<b>Venue</b>	<b>3,692.40</b>	
<b>Taxi/Parking</b>	<b>407.98</b>	
<b>Audio Visual</b>	<b>669.50</b>	
<b>Administration</b>	<b>1,500.00</b>	
<b>Total Expenditure</b>		<b>27,001.44</b>
<b>BALANCE</b>		<b>7,998.56</b>



**The Australian Group on Antimicrobial Resistance**  
“<http://antimicrobial-resistance.com>”

**2021 Staphylococcus Septicaemia Programme (ASSOP) –Characterisation of MRSA**

**FINAL**

(All figures exclude GST)

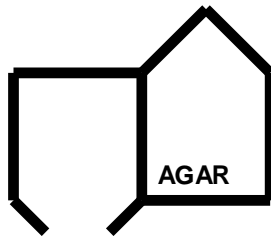
**REVENUE**

DoH	60,000.00
<b>Total Income</b>	<b>60,000.00</b>

**EXPENDITURE**

Murdoch University	60,000.00
<b>Total Expenditure</b>	<b>60,000.00</b>

**BALANCE** **0.00**



**The Australian Group on Antimicrobial Resistance**  
“<http://antimicrobial-resistance.com>”

**2021 Enterococcus Septicaemia Programme (AESOP) – Characterisation of *E. faecium***

**FINAL**

(All figures exclude GST)

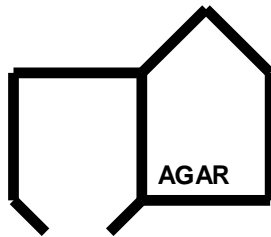
**REVENUE**

DoH	51,000.00
<b>Total Income</b>	<b>51,000.00</b>

**EXPENDITURE**

Murdoch University	51,000.00
<b>Total Expenditure</b>	<b>51,000.00</b>

<b>BALANCE</b>	<b>0.00</b>
----------------	-------------



**The Australian Group on Antimicrobial Resistance**  
“<http://antimicrobial-resistance.com>”

**2021 Gram Negative Septicaemia Programme (GnSOP) – Characterisation of Gram Negative Bacteria**

**FINAL**

(All figures exclude GST)

**REVENUE**

DoH 120,000.00

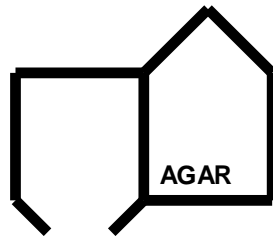
**Total Income 120,000.00**

**EXPENDITURE**

Westmead 120,000.00

**Total Expenditure 120,000.00**

**BALANCE 0.00**



**The Australian Group on Antimicrobial Resistance**  
 “<http://antimicrobial-resistance.com>”

**AGAR Laboratories**

**FINAL**

(All figures exclude GST)

**REVENUE**

**2021 *Staphylococcus aureus* Sepsis Outcome Program ASSOP (38/41)**

DoH	42,000.00
-----	-----------

**2021 Gram negative Sepsis Outcome Program GnSOP (38/41)**

DoH	84,000.00
-----	-----------

**2021 *Enterococcus* Sepsis Outcome Programme AESOP (38/41)**

DoH	18,000.00
-----	-----------

<b>Total Income</b>	<b>144,000.00</b>
---------------------	-------------------

**EXPENDITURE**

**2021 *Staphylococcus aureus* Sepsis Outcome Program (ASSOP)**

Silver = \$15/isolate, Bronze = \$5/isolate

**Participating Institutions (38 sites)**

QHPS – Princess Alexandra Hospital (S129)	1,935.00
QHPS – Prince Charles Hospital (S96)	1,440.00
<b>QHPS – Cairns</b>	<b>0.00</b>
QHPS – Gold Coast (S111)	1,665.00
QHPS – Central (S124)	1,860.00
<b>QHPS – Queensland Children’s Hospital</b>	<b>0.00</b>
Sullivan Nicolaides Pathology (S35)	525.00
Concord Hospital (S54)	810.00
Royal North Shore Hospital (S79)	1,185.00
<b>Royal Prince Alfred Hospital</b>	<b>0.00</b>

Westmead Hospital (S104)	1,560.00
Nepean Hospital (S90)	1,350.00
John Hunter Hospital (S100)	1,500.00
Wollongong Hospital (S85)	1,275.00
St Vincent's Hospital – Sydney (S44)	840.00
Liverpool Hospital (B134)	670.00
Sydney Children's Hospital (S23)	345.00
Westmead Children's Hospital (S44)	660.00
Alfred Hospital (S90)	1,350.00
Monash Medical Centre (S94)	1,410.00
Monash Children's Hospital (S12)	180.00
Dandenong Hospital (S55)	825.00
St Vincent's Hospital – Melbourne (S77)	1,155.00
Royal Children's Hospital (S63)	945.00
Austin Health (S111)	1,665.00
Royal Melbourne Hospital (S113)	1,695.00
The Canberra Hospital (S102)	1,530.00
Royal Darwin Hospital (S63)	945.00
Alice Springs Hospital (B23)	115.00
Royal Hobart Hospital (S68)	1,020.00
Launceston General Hospital (S47)	705.00
Royal Adelaide Hospital (S136)	2,040.00
Flinders Medical Centre (S85)	1,275.00
Women's and Children's Hospital (S11)	165.00
PathWest Royal Perth Hospital (S93)	1,395.00
PathWest – QEII (S98)	1,470.00
PathWest – Fiona Stanley Hospital (S153)	2,295.00
PathWest North West (S55)	825.00
PathWest – Perth's Children's Hospital (S29)	435.00
Joondalup Hospital – Western Diagnostic (B56)	280.00
Saint John of God, Murdoch – AC (B29)	145.00
<b>Total</b>	<b>41,485.00</b>

### 2021 Gram Negative Sepsis Outcome Program GnSOP

Silver = \$15/isolate; Bronze = \$5/isolate

#### Participating Institutions (38 sites)

QHPS – Princess Alexandra Hospital (S200)	3,000.00
QHPS – Prince Charles Hospital (S200)	3,000.00
<b>QHPS – Cairns</b>	<b>0.00</b>
QHPS – Gold Coast (S200)	3,000.00
QHPS – Central (S200)	3,000.00
<b>QHPS – Queensland Children's Hospital</b>	<b>0.00</b>
Sullivan Nicolaides Pathology (S135)	2,025.00
Concord Hospital (S200)	3,000.00
Royal North Shore Hospital (S200)	3,000.00
<b>Royal Prince Alfred Hospital</b>	<b>0.00</b>



Westmead Hospital (S200)	3,000.00
Nepean Hospital (B200)	1,000.00
John Hunter Hospital (S200)	3,000.00
Wollongong Hospital (S198)	2,970.00
St Vincent's Hospital – Sydney (S200)	3,000.00
Liverpool Hospital (B100)	1,000.00
Sydney Children's Hospital (S28)	420.00
Westmead Children's Hospital (S79)	1,185.00
Alfred Hospital (S200)	3,000.00
Monash Medical Centre (S200)	3,000.00
Monash Children's Hospital (S36)	540.00
Dandenong Hospital (S196)	2,940.00
St Vincent's Hospital – Melbourne (S159)	2,385.00
Royal Children's Hospital (S95)	1,425.00
Austin Health (S200)	3,000.00
Royal Melbourne Hospital (S200)	3,000.00
The Canberra Hospital (S200)	3,000.00
Royal Darwin Hospital (S200)	3,000.00
Alice Springs Hospital (B107)	535.00
Royal Hobart Hospital (S200)	3,000.00
Launceston General Hospital (S161)	2,415.00
Royal Adelaide Hospital (B12 + S188)	2,820.00
Flinders Medical Centre (S200)	3,000.00
Women's and Children's Hospital (B15 + S10)	225.00
PathWest Royal Perth Hospital (S200)	3,000.00
PathWest – QEII (S200)	3,000.00
PathWest – Fiona Stanley Hospital (S200)	3,000.00
PathWest North West (B127)	635.00
PathWest – Perth's Children's Hospital (S29)	435.00
Joondalup Hospital – Western Diagnostic (B145)	725.00
Saint John of God, Murdoch – AC (B105)	525.00

**Total** **84,205.00**

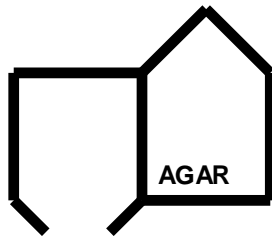
### 2021 Enterococcus Sepsis Outcome Program (AESOP)

Silver = \$15/isolate; Bronze = \$5/isolate

#### Participating Institutions (38 sites)

QHPS – Princess Alexandra Hospital (S43)	645.00
QHPS – Prince Charles Hospital (S33)	495.00
<b>QHPS – Cairns</b>	<b>0.00</b>
QHPS – Gold Coast (S28)	420.00
QHPS – Central (S51)	765.00
<b>QHPS – Queensland Children's Hospital</b>	<b>0.00</b>
Sullivan Nicolaides Pathology (S10)	150.00
Concord Hospital (S28)	420.00
Royal North Shore Hospital (S41)	615.00
<b>Royal Prince Alfred Hospital</b>	<b>0.00</b>

<b>Westmead Hospital (S53)</b>	<b>795.00</b>
<b>Nepean Hospital (S22)</b>	<b>330.00</b>
<b>John Hunter Hospital (S45)</b>	<b>675.00</b>
<b>Wollongong Hospital (S33)</b>	<b>495.00</b>
<b>St Vincent's Hospital – Sydney (S35)</b>	<b>525.00</b>
<b>Liverpool Hospital (B62)</b>	<b>310.00</b>
<b>Sydney Children's Hospital (S4)</b>	<b>60.00</b>
<b>Westmead Children's Hospital (S17)</b>	<b>255.00</b>
<b>Alfred Hospital (S78)</b>	<b>1,170.00</b>
<b>Monash Medical Centre (S71)</b>	<b>1,065.00</b>
<b>Monash Children's Hospital (S7)</b>	<b>105.00</b>
<b>Dandenong Hospital (S26)</b>	<b>390.00</b>
<b>St Vincent's Hospital – Melbourne (S23)</b>	<b>345.00</b>
<b>Royal Children's Hospital (S23)</b>	<b>345.00</b>
<b>Austin Health (S71)</b>	<b>1,065.00</b>
<b>Royal Melbourne Hospital (S63)</b>	<b>945.00</b>
<b>The Canberra Hospital (S51)</b>	<b>765.00</b>
<b>Royal Darwin Hospital (S12)</b>	<b>180.00</b>
<b>Alice Springs Hospital (B5)</b>	<b>25.00</b>
<b>Royal Hobart Hospital (S28)</b>	<b>420.00</b>
<b>Launceston General Hospital (S25)</b>	<b>375.00</b>
<b>Royal Adelaide Hospital (S70)</b>	<b>1,050.00</b>
<b>Flinders Medical Centre (S57)</b>	<b>855.00</b>
<b>Women's and Children's Hospital</b>	<b>0.00</b>
<b>PathWest Royal Perth Hospital (S32)</b>	<b>480.00</b>
<b>PathWest – QEII (S60)</b>	<b>900.00</b>
<b>PathWest – Fiona Stanley Hospital (S56)</b>	<b>840.00</b>
<b>PathWest North West (S6)</b>	<b>90.00</b>
<b>PathWest – Perth's Children's Hospital (S5)</b>	<b>75.00</b>
<b>Joondalup Hospital – Western Diagnostic (B15)</b>	<b>75.00</b>
<b>Saint John of God, Murdoch – AC (B9)</b>	<b>45.00</b>
<b>Total</b>	<b>18,560.00</b>
<b>Total Expenditure</b>	<b>144,250.00</b>
<b>DEFICIT</b>	<b>(250.00)</b>



**The Australian Group on Antimicrobial Resistance**  
 “<http://antimicrobial-resistance.com>”

**AGAR Scientific Officers (01/07/2021 – 30/06/2022)**

**FINAL**

(All figures exclude GST)

**REVENUE**

<b>DoH</b>	<b>289,148.00</b>
<b>1.0FTE (FSH - WA)</b>	<b>127,409.00</b>
<b>0.5FTE (Westmead)</b>	<b>63,795.00</b>
<b>0.4FTE (Jan Bell)</b>	<b>50,964.00</b>
<b>0.3FTE (Geoffrey Coombs)</b>	<b>46,980.00</b>

Includes annual leave, long service-leave, superannuation and worker’s compensation)

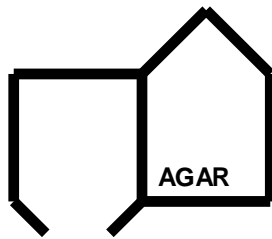
**Total Income** **289,148.00**

**EXPENDITURE**

<b>Denise Daley (01/07/2021 to 30/06/2022)</b>	<b>127,409.00 (F)</b>
<b>Westmead (01/07/2021 to 30/06/2022)</b>	<b>63,795.00 (F)</b>
<b>Jan Bell (01/07/2021 to 29/06/2022)</b>	<b>50,730.03 (F)</b>
<b>Geoffrey Coombs (01/07/2021 to 30/06/2022)</b>	<b>44,844.28 (F)</b>

**Total Expenditure** **286,778.31**

**NET** **2,369.69**



**The Australian Group on Antimicrobial Resistance**  
“<http://antimicrobial-resistance.com>”

---

**Liability Insurance**

**FINAL**

(All figures exclude GST)

**REVENUE**

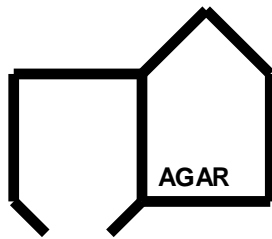
<b>DoH</b>	<b>8,000.00</b>	
<b>Total Income</b>		<b>8,000.00</b>

**EXPENDITURE**

<b>Total Expenditure</b>	<b>7,229.73</b>	
--------------------------	-----------------	--

**NET SURPLUS**

**770.27**



**The Australian Group on Antimicrobial Resistance**  
 “<http://antimicrobial-resistance.com>”

**Centralised LongTerm Storage of Isolates**

**FINAL**

(All figures exclude GST)

**REVENUE**

<b>DoH</b>	<b>35,500.00</b>
<b>ASSOP 2021 and AESOP 2021 (Murdoch)</b>	<b>19,500.00</b>
<b>GnSOP 2021 (Westmead)</b>	<b>16,000.00</b>

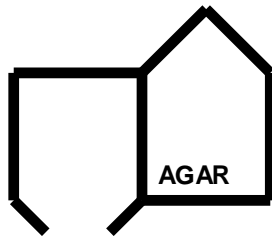
**Total Income** **35,500.00**

**EXPENDITURE**

<b>ASSOP 2021 and AESOP 2021 (Murdoch)</b>	<b>19,500.00</b>
<b>GnSOP 2021 (Westmead)</b>	<b>16,000.00</b>

**Total Expenditure** **35,500.00**

**NET** **0.00**



**The Australian Group on Antimicrobial Resistance**  
“<http://antimicrobial-resistance.com>”

**Portal Maintenance**

**FINAL**

(All figures exclude GST)

**REVENUE**

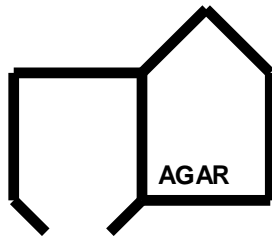
<b>DoH</b>	<b>20,000.00</b>	
<b>Total Income</b>		<b>20,000.00</b>

**EXPENDITURE**

<b>01/07/2021 to 30/09/2021</b>	<b>5,000.00</b>
<b>01/10/2021 to 31/12/2021</b>	<b>5,000.00</b>
<b>01/01/2022 to 31/03/2022</b>	<b>5,000.00</b>
<b>01/04/2022 to 30/06/2022</b>	<b>5,000.00</b>

<b>Total Expenditure</b>		<b>20,000.00</b>
--------------------------	--	------------------

<b>NET</b>		<b>0.00</b>
------------	--	-------------



**The Australian Group on Antimicrobial Resistance**  
 “<http://antimicrobial-resistance.com>”

**Development and Upgrades**

**FINAL**

(All figures exclude GST)

**REVENUE**

<b>DoH</b>	<b>13,000.00</b>
<b>Total Income</b>	<b>13,000.00</b>

**EXPENDITURE**

<b>Denise Daley</b>	
Civil Aviation Certificate	<b>104.56</b>
AGAR Desktop	<b>1,542.73</b>
ASA 2023 (Brisbane)	
Airfare	<b>793.87</b>
Accommodation	<b>1,526.36</b>
ICC (Perth)	
Registration	<b>800.12</b>
<b>Jan Bell</b>	
Perth May 2022	
Airfare	<b>539.67</b>
Accommodation	<b>627.28</b>
Parking	<b>64.55</b>
ASA 2023 (Brisbane)	
Airfare	<b>489.86</b>
Parking	<b>64.55</b>
ICC 2022 (Perth)	
Airfare	<b>436.45</b>
Accommodation	<b>785.45</b>
Parking	<b>70.91</b>
Registration	<b>786.36</b>

**Additional Laboratory Tests (ASSOP and AESOP 2021)**

<b>Ampicillin Etest: 95 @ \$7.00</b>	<b>665.00</b>
<b>Daptomycin Etest: 33 @ \$7.00</b>	<b>231.00</b>
<b>Linezolid Etest: 100 @ \$7.00</b>	<b>700.00</b>
<b>Teicoplanin Etest: 89 @ \$7.00</b>	<b>623.00</b>
<b>Vancomycin Etest: 52 @ \$7.00</b>	<b>364.00</b>
<b>Cefoxitin Disc Diffusion: 6 @ \$2.00</b>	<b>12.00</b>
<b>Mupirocin Disc Diffusion: 11 @ \$2.00</b>	<b>22.00</b>
<b>Penicillin Disc Diffusion: 381 @ \$2.00</b>	<b>762.00</b>
<b>Cotrimoxazole Disc Diffusion: 109 @ \$2.00</b>	<b>218.00</b>
<b>Vitek AST: 12 @ \$7.00</b>	<b>84.00</b>
<b>mecA/nuc PCR: 21 @ \$15.00</b>	<b>315.00</b>
<b>vanA/B PCR: 9 @ \$15.00</b>	<b>135.00</b>

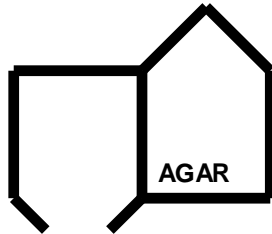
<b>AGAR Website Deposit</b>	<b>800.00</b>
---------------------------------	---------------

<b>AGAR Paediatric Study CDI Report</b>	<b>15,000.00</b>
---------------------------------------------	------------------

**TOTAL** **28,563.72**

**DEFICIT** **(15,563.72)**





**The Australian Group on Antimicrobial Resistance**  
“<http://antimicrobial-resistance.com>”

---

**Face to face Meetings with DoH**

**FINAL**

(All figures exclude GST)

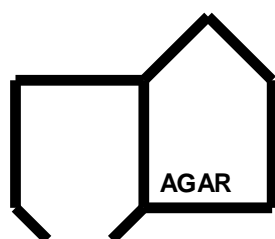
**REVENUE**

<b>DoH</b>	<b>5,000.00</b>
<b>Total Income</b>	<b>5,000.00</b>

**EXPENDITURE**

**Total Expenditure**

**NET DEFICIT**



**The Australian Group on Antimicrobial Resistance**  
 “<http://antimicrobial-resistance.com>”

**2021 Programs Funding (All figures exclude GST)**

Item	Allocated Funds	Actuals (To 30/08/2022)	Surplus (Deficit)
June 2022 (Nov 2021) Meeting	7,000	5,295	1,705 (F)
Sept 2022 (July 2022 Meeting)	35,000	27,001	7,999 (F)
ASSOP 2021 Typing	60,000	60,000	0 (F)
AESOP 2021 Typing	51,000	51,000	0 (F)
GnSOP 2021 Characterisation	120,000	120,000	0 (F)
Scientific Officers	289,148	286,778	2,370 (F)
ASSOP 2021 Laboratories	42,000	41,485	515 (F)
GnSOP 2021 Laboratories	84,000	84,205	(205) (F)
AESOP 201 Laboratories	18,000	18,560	(560) (F)
Storage of Isolates	35,500	35,500	0 (F)
Insurance	8,000	7,230	770 (F)
Portal Maintenance	20,000	20,000	0 (F)
Development	13,000	28,564	(15,564) (F)
Face to Face DoH	5,000	0	5,000 (F)
<b>TOTAL</b>	<b>787,648</b>	<b>785,618</b>	<b>2,030</b>