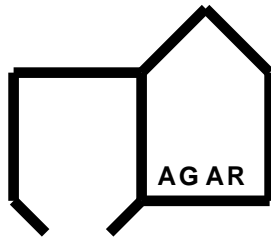


**The Australian Group on Antimicrobial Resistance**  
<http://antimicrobial-resistance.com>

---

**AGAR Financial Report  
2018 Australian Commission on Safety and  
Quality in Health Care Funding  
(23 November 2018)**



**The Australian Group on Antimicrobial Resistance**  
 “<http://antimicrobial-resistance.com>”

**December 2018 AGAR Executive Meetings**  
**Qantas Meeting Rooms, Sydney Domestic Terminal**

**PRELIMINARY**

(All figures exclude GST)

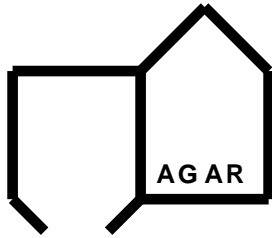
**REVENUE**

ACSQHC	6,543.00
<b>Total Income</b>	<b>6,543.00</b>

**EXPENDITURE**

Return economy airfares	3765.26
Accommodation	509.74
Venue (Qantas Meeting Rooms)	
Administration	750.00
Parking/Taxis	
<b>Total Expenditure</b>	<b>5,025.00</b>

**NET SURPLUS**



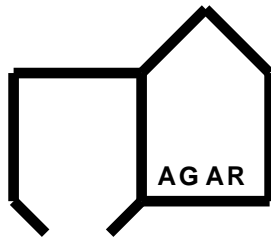
**The Australian Group on Antimicrobial Resistance**  
 “<http://antimicrobial-resistance.com>”

**July 2019 AGAR Executive and Committee Meetings  
 Melbourne**

**PRELIMINARY**

(All figures exclude GST)

ACSQHC	<b>35,100.00</b>
<b>Total Income</b>	<b>35,100.00</b>
<b>EXPENDITURE</b>	
<b>Executive July 2018</b>	
<b>Venue (Qantas Meeting Rooms)</b>	
<b>Committee July 2018</b>	
<b>Return economy airfares</b>	
<b>Venue/Accommodation</b>	
<b>Administration</b>	
<b>Taxi/Parking</b>	
<b>Total Expenditure</b>	
<b>NET SURPLUS</b>	



**The Australian Group on Antimicrobial Resistance**  
“<http://antimicrobial-resistance.com>”

**2018 Staphylococcus Sepsis Programme (ASSOP) – Epidemiological Typing  
Typing: MRSA**

**PRELIMINARY**

(All figures exclude GST)

**REVENUE**

ACSQHC

**60,000.00**

**Total Income**

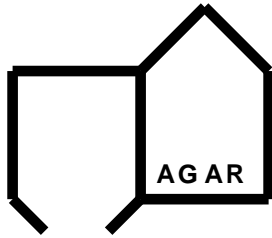
**60,000.00**

**EXPENDITURE**

**Whole Genome Sequencing**

**Total Expenditure**

**NET**



**The Australian Group on Antimicrobial Resistance**  
“<http://antimicrobial-resistance.com>”

**2018 Enterococcus Sepsis Programme (ASSOP) – Epidemiological Typing**  
Typing: *E. faecium*

**PRELIMINARY**

(All figures exclude GST)

**REVENUE**

ACSQHC

**51,000.00**

**Total Income**

**51,000.00**

**EXPENDITURE**

**Whole Genome Sequencing**

**Total Expenditure**

**NET**

**2018 Gram Negative Sepsis Programme (GnSOP) – Characterisation of Gram Negative Bacteria****FINAL****(All figures exclude GST)****REVENUE**

ACSQHC	32,000.00
--------	-----------

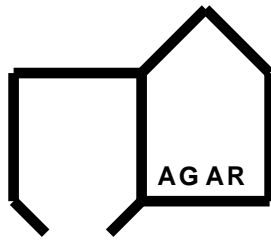
<b>Total Income</b>	<b>32,000.00</b>
---------------------	------------------

**EXPENDITURE**

Characterisation of GNR	32,000.00
-------------------------	-----------

<b>Total Expenditure</b>	<b>32,000.00</b>
--------------------------	------------------

<b>NET</b>	<b>0.00</b>
------------	-------------



**The Australian Group on Antimicrobial Resistance**  
 “<http://antimicrobial-resistance.com>”

**AGAR Consumables**

**PRELIMINARY**

(All figures exclude GST)

**REVENUE**

**2018 *Staphylococcus aureus* Sepsis Outcome Program ASSOP (38)**

ACSQHC	41,500.00
--------	-----------

**2018 Gram negative Sepsis Outcome Program GnSOP (38)**

ACSQHC	81,000.00
--------	-----------

**2018 *Enterococcus* Sepsis Outcome Programme AESOP (38)**

ACSQHC	17,000.00
--------	-----------

<b>Total Income</b>	<b>139,500.00</b>
---------------------	-------------------

**EXPENDITURE**

**2018 *Staphylococcus aureus* Sepsis Outcome Program (ASSOP)**

Silver = \$15/isolate, Bronze = \$5/isolate

**Participating Institutions (38)**

**QHPS – Princess Alexandra Hospital**  
**QHPS – Prince Charles Hospital**  
**QHPS – Cairns**  
**QHPS – Gold Coast**  
**QHPS – Central**  
**QHPS – Lady Cilento Hospital**  
**Sullivan Nicolaides Pathology**  
**Concord Hospital**  
**Royal North Shore Hospital**  
**Royal Prince Alfred Hospital**  
**Westmead Hospital**

**Nepean Hospital**  
**John Hunter Hospital**  
**Wollongong Hospital**  
**St Vincent's Hospital – Sydney**  
**Westmead Children's Hospital**  
**Sydney's Children's Hospitals**  
**Alfred Hospital**  
**Monash Medical Centre and Children's Hospital**  
**St Vincent's Hospital**  
**Royal Children's Hospital**  
**Austin Health**  
**The Canberra Hospital**  
**Royal Darwin Hospital**  
**Alice Springs Hospital**  
**Royal Hobart Hospital**  
**Launceston General Hospital**  
**Royal Adelaide Hospital**  
**Flinders Medical Centre**  
**Women's and Children's Hospital**  
**PathWest Royal Perth Hospital**  
**PathWest – QEII**  
**PathWest – Fiona Stanley Hospital**  
**PathWest North West**  
**PathWest – Perth's Children's Hospital**  
**Joondalup Hospital**  
**Saint John of God Pathology**

**Total**

### **2018 Gram negative Sepsis Outcome Program GnSOP**

Silver = \$15/isolate; Bronze = \$5/isolate

### **Participating Institutions (38)**

**QHPS – Princess Alexandra Hospital**  
**QHPS – Prince Charles Hospital**  
**QHPS – Cairns**  
**QHPS – Gold Coast**  
**QHPS – Central**  
**QHPS – Lady Cilento Hospital**  
**Sullivan Nicolaides Pathology**  
**Concord Hospital**  
**Royal North Shore Hospital**  
**Royal Prince Alfred Hospital**  
**Westmead Hospital**  
**Nepean Hospital**  
**John Hunter Hospital**  
**Wollongong Hospital**  
**St Vincent's Hospital – Sydney**  
**Westmead Children's Hospital**



**Sydney's Children's Hospitals**

Alfred Hospital	3,000
Monash Medical Centre AND Children's Hospital	
St Vincent's Hospital	
Royal Children's Hospital	
Austin Health	
The Canberra Hospital	
Royal Darwin Hospital	
Alice Springs Hospital	
Royal Hobart Hospital	
Launceston General Hospital	
Royal Adelaide Hospital	
Flinders Medical Centre	
Women's and Children's Hospital	
PathWest Royal Perth Hospital	
PathWest – QEII	
PathWest – Fiona Stanley Hospital	
PathWest North West	
PathWest – Perth's Children's Hospital	
Joondalup Hospital	
Saint John of God Pathology	

**Total**

**2018 Enterococcus Sepsis Outcome Program (AESOP)**

Silver = \$15/isolate; Bronze = \$5/isolate

**Participating Institutions (38)**

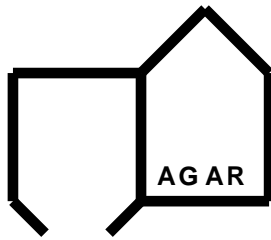
QHPS – Princess Alexandra Hospital  
 QHPS – Prince Charles Hospital  
 QHPS – Cairns  
 QHPS – Gold Coast  
 QHPS – Central  
 QHPS – Lady Cilento Hospital  
 Sullivan Nicolaides Pathology  
 Concord Hospital  
 Royal North Shore Hospital  
 Royal Prince Alfred Hospital  
 Westmead Hospital  
 Nepean Hospital  
 John Hunter Hospital  
 Wollongong Hospital  
 St Vincent's Hospital – Sydney  
**Westmead Children's Hospital**  
**Sydney's Children's Hospitals**  
 Alfred Hospital  
 Monash Medical Centre and Children's Hospital  
 St Vincent's Hospital  
 Royal Children's Hospital

**Austin Health**  
**The Canberra Hospital**  
**Royal Darwin Hospital**  
**Alice Springs Hospital**  
**Royal Hobart Hospital**  
**Launceston General Hospital**  
**Royal Adelaide Hospital**  
**Flinders Medical Centre**  
**Women's and Children's Hospital**  
**PathWest Royal Perth Hospital**  
**PathWest – QEII**  
**PathWest – Fiona Stanley Hospital**  
**PathWest North West**  
**PathWest – Perth's Children's Hospital**  
**Joondalup Hospital**  
**Saint John of God Pathology**

**Total**

**Total Expenditure**

**NET SURPLUS**



**The Australian Group on Antimicrobial Resistance**  
 “<http://antimicrobial-resistance.com>”

**AGAR Scientific Officers (01/07/2018 – 30/06/2019)**

**PRELIMINARY**

**(All figures exclude GST)**

**REVENUE**

ACSQHC	182,967.00
1.0FTE (FSH - WA)	121,978.00
0.5FTE (UoA - SA)	60,989.00

**Includes annual leave, long service-leave, superannuation and worker’s compensation)**

**Total Income 182,967.00**

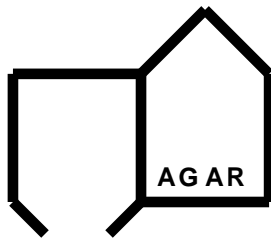
**EXPENDITURE**

**1.0FTE WA (01/07/2018 – 30/06/2019)**

**0.5FTE SA (01/07/2018 – 30/06/2019) 60,989.00**

**Total Expenditure**

**NET SURPLUS**



**The Australian Group on Antimicrobial Resistance**  
“<http://antimicrobial-resistance.com>”

---

**Liability Insurance**

**FINAL**

(All figures exclude GST)

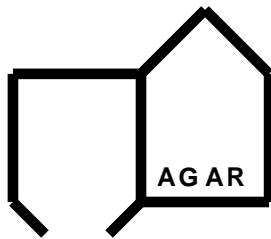
**REVENUE**

ACSQHC	8,000.00	
<b>Total Income</b>		<b>8,000.00</b>

**EXPENDITURE**

Expenditure	7,076.55	
<b>Total Expenditure</b>		<b>7,076.55</b>

**NET SURPLUS** **923.45**



**The Australian Group on Antimicrobial Resistance**  
“<http://antimicrobial-resistance.com>”

**Centralised Long Term Storage of Isolates**

**PRELIMINARY**

(All figures exclude GST)

**REVENUE**

ACSQHC 35,500.00

ASSOP 2018 and AESOP 2018 (WA) 19,500.00

GnSOP 2018 (SA) 16,000.00

**Total Income 35,500.00**

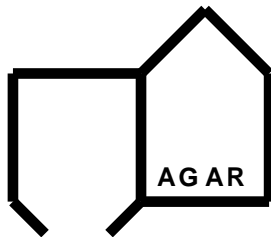
**EXPENDITURE**

ASSOP 2018 and AESOP 2018 (WA)

GnSOP 2018 (SA) 16,000.00

**Total Expenditure 16,000.00**

**NET 0.00**



**The Australian Group on Antimicrobial Resistance**  
“<http://antimicrobial-resistance.com>”

---

**IT Development**

**PRELIMINARY**

(All figures exclude GST)

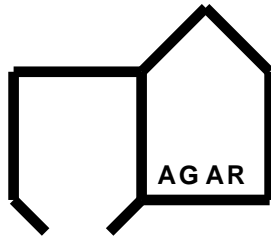
**REVENUE**

ACSQHC	20,000.00
<b>Total Income</b>	<b>20,000.00</b>

**EXPENDITURE**

Expense (01/07/18 – 30/09/2018)	5,000.00
Expense (01/10/18 – 31/12/2018)	5,000.00
<b>Total Expenditure</b>	<b>10,000.00</b>

**NET**



**The Australian Group on Antimicrobial Resistance**  
 “<http://antimicrobial-resistance.com>”

**2018 Funding**  
 (All figures exclude GST)

Item	Allocated Funds	Actuals	Surplus (Deficit)
December 2018 Meeting	6,543	5,025	
July 2019 Meeting	35,100		
ASSOP 2018 Typing	60,000		
AESOP 2018 Typing	51,000		
GnSOP 2018 Characterisation	32,000	32,000	0
Scientific Officers	182,967	60,989	
ASSOP 2018 Laboratories	41,500		
GnSOP 2018 Laboratories	81,000		
AESOP 2018 Laboratories	17,000		
Storage of Isolates	35,500	16,000	
Insurance	8,000	7,077	923
IT Development	20,000	10,000	
<b>TOTAL</b>	<b>570,610</b>		