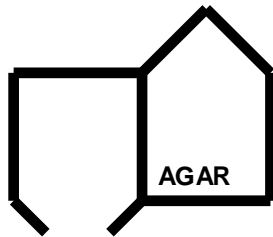


The Australian Group on Antimicrobial Resistance

<http://antimicrobial-resistance.com>

**AGAR Financial Report
2020
Australian Commission on Safety and
Quality in Health Care and the
Commonwealth Government Department
of Health
(25/04/2021)**



The Australian Group on Antimicrobial Resistance
“<http://antimicrobial-resistance.com>”

**17 May 2021 (November 2020) AGAR Executive Meetings
Melbourne**

PRELIMINARY

(All figures exclude GST)

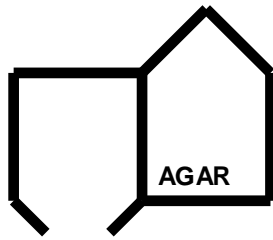
REVENUE

ACSQHC	6,639.00
Total Income	6,639.00

EXPENDITURE

Airfares (x8)	2,682.79
Accommodation	0.00
Venue	0.00
Taxi/Parking	65.09
Administration	750.00
Total Expenditure	3,497.88

NET



The Australian Group on Antimicrobial Resistance
“<http://antimicrobial-resistance.com>”

**July 2021 AGAR Executive and Committee Meetings
Melbourne**

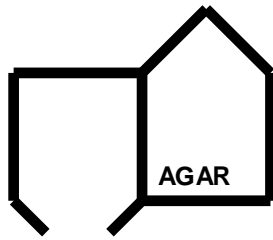
PRELIMINARY

(All figures exclude GST)

ACSQHC	35,100.00
Total Income	35,100.00

EXPENDITURE

NET



The Australian Group on Antimicrobial Resistance
“<http://antimicrobial-resistance.com>”

**2020 Staphylococcus Sepsis Programme (ASSOP) – Epidemiological Typing
Typing: MRSA**

FINAL

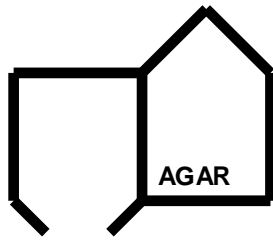
(All figures exclude GST)

REVENUE

ACSQHC	60,000.00	
Total Income		60,000.00

EXPENDITURE

Murdoch University	60,000.00	
NET		0.00



The Australian Group on Antimicrobial Resistance
“<http://antimicrobial-resistance.com>”

2020 Enterococcus Sepsis Programme (ASSOP) – Epidemiological Typing
Typing: *E. faecium*

FINAL

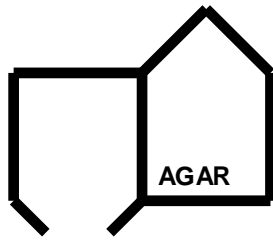
(All figures exclude GST)

REVENUE

ACSQHC	51,000.00
Total Income	51,000.00

EXPENDITURE

Murdoch University	51,000.00
NET	0.00



The Australian Group on Antimicrobial Resistance
“<http://antimicrobial-resistance.com>”

2020 Gram Negative Sepsis Programme (GnSOP) – Characterisation of Gram Negative Bacteria

FINAL

(All figures exclude GST)

REVENUE

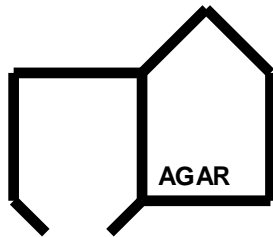
ACSQHC 60,000.00

Total Income 60,000.00

EXPENDITURE

Westmead 60,000.00

NET 0.00



The Australian Group on Antimicrobial Resistance
 “<http://antimicrobial-resistance.com>”

AGAR Laboratories

PRELIMINARY

(All figures exclude GST)

REVENUE

2019 *Staphylococcus aureus* Sepsis Outcome Program ASSOP (39)

ACSQHC	42,000.00
--------	-----------

2019 Gram negative Sepsis Outcome Program GnSOP (39)

ACSQHC	84,000.00
--------	-----------

2019 *Enterococcus* Sepsis Outcome Programme AESOP (39)

ACSQHC	18,000.00
--------	-----------

Total Income	144,000.00
---------------------	-------------------

EXPENDITURE

2020 *Staphylococcus aureus* Sepsis Outcome Program (ASSOP)

Silver = \$15/isolate, Bronze = \$5/isolate

Participating Institutions (40 sites)

- QHPS – Princess Alexandra Hospital (S)
- QHPS – Prince Charles Hospital (S)
- QHPS – Cairns (B)
- QHPS – Gold Coast (S)
- QHPS – Central (S)
- QHPS – Queensland Children’s Hospital (S)
- Sullivan Nicolaides Pathology (S)
- Concord Hospital (S)
- Royal North Shore Hospital (S)
- Royal Prince Alfred Hospital (S)
- Westmead Hospital (S)

Nepean Hospital (S)
John Hunter Hospital (S)
Wollongong Hospital (S)
St Vincent's Hospital – Sydney (S)
Liverpool Hospital (B)
Sydney Children's Hospital (S)
Westmead Children's Hospital
Alfred Hospital (S)
Monash Medical Centre (S)
Monash Children's Hospital (S)
Dandenong Hospital (S)
St Vincent's Hospital – Melbourne (S)
Royal Children's Hospital (S)
Austin Health (S)
The Canberra Hospital (S)
Royal Darwin Hospital (S)
Alice Springs Hospital (B)
Royal Hobart Hospital (S)
Launceston General Hospital (S)
Royal Adelaide Hospital (S)
Flinders Medical Centre (S)
Women's and Children's Hospital (S)
PathWest Royal Perth Hospital (S)
PathWest – QEII (S)
PathWest – Fiona Stanley Hospital (S)
PathWest North West (B)
PathWest – Perth's Children's Hospital (S)
Joondalup Hospital (B) – Western Diagnostic
Saint John of God, Murdoch - AC

Total

2020 Gram negative Sepsis Outcome Program GnSOP

Silver = \$15/isolate; Bronze = \$5/isolate

Participating Institutions (40)

QHPS – Princess Alexandra Hospital (S)
QHPS – Prince Charles Hospital (S)
QHPS – Cairns (B)
QHPS – Gold Coast (S)
QHPS – Central (S)
QHPS – Queensland Children's Hospital (S)
Sullivan Nicolaides Pathology (S)
Concord Hospital (S)
Royal North Shore Hospital (S)
Royal Prince Alfred Hospital (B)
Westmead Hospital (S)
Nepean Hospital (B)
John Hunter Hospital (S)

Wollongong Hospital (S)
St Vincent's Hospital – Sydney (S)
Liverpool Hospital (B)
Sydney Children's Hospital (S)
Westmead Children's Hospital
Alfred Hospital (S)
Monash Medical Centre (S)
Monash Children's Hospital (S)
Dandenong Hospital (S)
St Vincent's Hospital – Melbourne (S)
Royal Children's Hospital (S)
Austin Health (S)
The Canberra Hospital (S)
Royal Darwin Hospital (S)
Alice Springs Hospital (B)
Royal Hobart Hospital (S)
Launceston General Hospital (S)
Royal Adelaide Hospital (B)
Flinders Medical Centre (S)
Women's and Children's Hospital (B)
PathWest Royal Perth Hospital (S)
PathWest – QEII (S)
PathWest – Fiona Stanley Hospital (S)
PathWest North West (B)
PathWest – Perth's Children's Hospital (S)
Joondalup Hospital (B) – Western Diagnostic (B)
Saint John of God, Murdoch – AC (B)

Total

2020 Enterococcus Sepsis Outcome Program (AESOP)

Silver = \$15/isolate; Bronze = \$5/isolate

Participating Institutions (39)

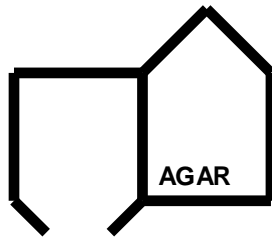
QHPS – Princess Alexandra Hospital (S)
QHPS – Prince Charles Hospital (S)
QHPS – Cairns (S)
QHPS – Gold Coast (S)
QHPS – Central (S)
QHPS – Queensland Children's Hospital (S)
Sullivan Nicolaides Pathology (S)
Concord Hospital (S)
Royal North Shore Hospital (S)
Royal Prince Alfred Hospital (S)
Westmead Hospital (S)
Nepean Hospital (S)
John Hunter Hospital (S)
Wollongong Hospital (S)

St Vincent's Hospital – Sydney (S)
Liverpool Hospital (B)
Sydney Children's Hospital (S)
Westmead Children's Hospital
Alfred Hospital (S)
Monash Medical Centre (S)
Monash Children's Hospital (S)
Dandenong Hospital (S)
St Vincent's Hospital – Melbourne (S)
Royal Children's Hospital (S)
Austin Health (S)
The Canberra Hospital (S)
Royal Darwin Hospital (S)
Alice Springs Hospital (B)
Royal Hobart Hospital (S)
Launceston General Hospital (S)
Royal Adelaide Hospital (S)
Flinders Medical Centre (S)
Women's and Children's Hospital (S)
PathWest Royal Perth Hospital (S)
PathWest – QEII (S)
PathWest – Fiona Stanley Hospital (S)
PathWest North West (B)
PathWest – Perth's Children's Hospital (S)
Joondalup Hospital (B) – Western Diagnostic (B)
Saint John of God, Murdoch – AC (B)

Total

Total Expenditure

NET



The Australian Group on Antimicrobial Resistance
 “<http://antimicrobial-resistance.com>”

AGAR Scientific Officers (01/07/2020 – 30/06/2021)

PRELIMINARY

(All figures exclude GST)

REVENUE

ACSQHC	217,761.00
1.0FTE (FSH - WA)	124,434.88
0.5FTE (Westmead)	62,217.44
0.25FTE (Jan Bell)	31,108.72

Includes annual leave, long service-leave, superannuation and worker’s compensation)

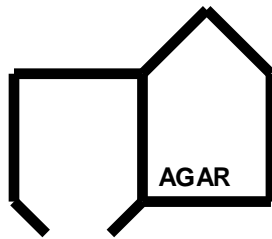
Total Income **217,761.04**

EXPENDITURE

Jan Bell	
01/07/2020 to 06/04/2021	23,929.80
Denise Daley	
01/07/2020 to 30/06/2021	125,049.15
Westmead	
01/07/2020 to 30/06/2021	62,217.44

Total Expenditure **211,196.39**

NET **6,564.65**



The Australian Group on Antimicrobial Resistance
“<http://antimicrobial-resistance.com>”

Liability Insurance

FINAL

(All figures exclude GST)

REVENUE

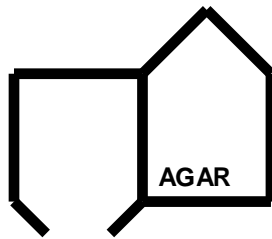
ACSQHC 8,000.00

Total Income 8,000.00

EXPENDITURE

Total Expenditure 7,487.61

NET SURPLUS 512.39



The Australian Group on Antimicrobial Resistance
 “<http://antimicrobial-resistance.com>”

Centralised Long Term Storage of Isolates

FINAL

(All figures exclude GST)

REVENUE

ACSQHC	35,500.00
--------	------------------

ASSOP 2020 and AESOP 2020 (Murdoch)	19,500.00
-------------------------------------	------------------

GnSOP 2020 (Westmead)	16,000.00
-----------------------	------------------

Total Income	35,500.00
---------------------	------------------

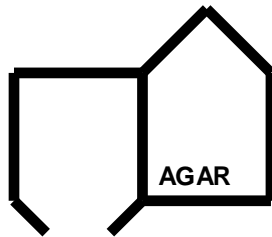
EXPENDITURE

ASSOP 2020 and AESOP 2019 (Murdoch)	19,500.00
-------------------------------------	------------------

GnSOP 2020 (Westmead)	16,000.00
-----------------------	------------------

Total Expenditure	35,500.00
--------------------------	------------------

NET	0.00
------------	-------------



The Australian Group on Antimicrobial Resistance
“<http://antimicrobial-resistance.com>”

Portal Maintenance

FINAL

(All figures exclude GST)

REVENUE

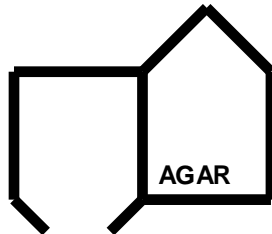
ACSQHC	20,000.00
Total Income	20,000.00

EXPENDITURE

01/07/2020 to 30/09/2020	5,000.00
01/10/2020 to 31/12/2020	5,000.00
01/01/2021 to 31/03/2021	5,000.00
01/04/2021 to 30/06/2021	5,000.00

Total Expenditure 20,000.00

NET 0.00



The Australian Group on Antimicrobial Resistance
 “<http://antimicrobial-resistance.com>”

Development

PRELIMINARY

(All figures exclude GST)

REVENUE

ACSQHC	13,000.00
Total Income	13,000.00

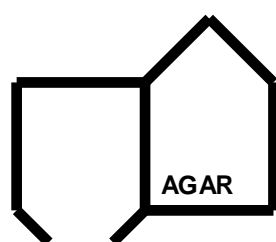
EXPENDITURE

Denise Daley	
Desk top camera	148.18
Microsoft 365	90.00
MedCalc Software	764.75
Portable Hard Drive	299.09
 ASA 2022 Denise Daley	
Airfare	721.79
Parking	104.81
Registration	
Accommodation	
 ASA 2022 Jan Bell	
Airfare	
Parking	
Registration	
Accommodation	

Geoff Coombs	
Geoff Coombs12042021 to 23042021	800.00

Total Expenditure	2,928.62
--------------------------	-----------------

NET



The Australian Group on Antimicrobial Resistance
 “<http://antimicrobial-resistance.com>”

2020 Funding
 (All figures exclude GST)

Item	Allocated Funds	Actuals	Surplus (Deficit)
May 2021 (November 2020) Meeting	6,639	3,498	
July 2021 Meeting	35,100		
ASSOP 2020 Typing	60,000	60,000	0 (F)
AESOP 2020 Typing	51,000	51,000	0 (F)
GnSOP 2020 Characterisation	60,000	60,000	0 (F)
Scientific Officers	217,761	211,196	
ASSOP 2020 Laboratories	42,000		
GnSOP 2020 Laboratories	84,000		
AESOP 2020 Laboratories	18,000		
Storage of Isolates	35,500	35,500	0 (F)
Insurance	8,000	7,488	512 (F)
Portal Maintenance	20,000	20,000	0 (F)
Development	13,000	2,024	
TOTAL	651,000	450,706	