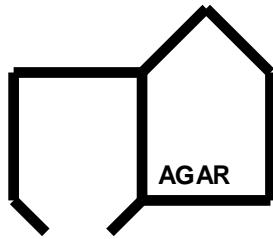


The Australian Group on Antimicrobial Resistance

<http://antimicrobial-resistance.com>

**AGAR Financial Report
2020 Australian Commission on Safety and
Quality in Health Care Funding
(21/11/2020)**



The Australian Group on Antimicrobial Resistance
“<http://antimicrobial-resistance.com>”

**December 2020 AGAR Executive Meetings
Sydney**

PRELIMINARY

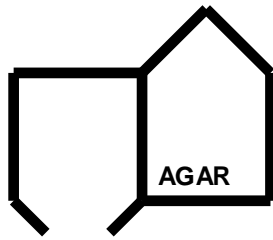
(All figures exclude GST)

REVENUE

ACSQHC	6,639.00
Total Income	6,639.00

EXPENDITURE

NET



The Australian Group on Antimicrobial Resistance
“<http://antimicrobial-resistance.com>”

**July 2021 AGAR Executive and Committee Meetings
Melbourne**

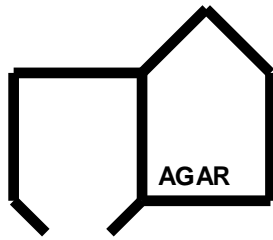
PRELIMINARY

(All figures exclude GST)

ACSQHC	35,100.00
Total Income	35,100.00

EXPENDITURE

NET



The Australian Group on Antimicrobial Resistance
“<http://antimicrobial-resistance.com>”

**2020 Staphylococcus Sepsis Programme (ASSOP) – Epidemiological Typing
Typing: MRSA**

PRELIMINARY

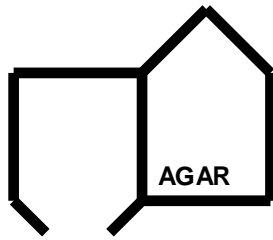
(All figures exclude GST)

REVENUE

ACSQHC	60,000.00
Total Income	60,000.00

EXPENDITURE

50% Murdoch University	30,000.00
NET	30,000.00



The Australian Group on Antimicrobial Resistance
“<http://antimicrobial-resistance.com>”

2020 Enterococcus Sepsis Programme (ASSOP) – Epidemiological Typing
Typing: *E. faecium*

PRELIMINARY

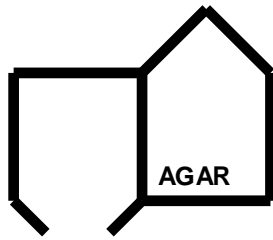
(All figures exclude GST)

REVENUE

ACSQHC	51,000.00
Total Income	51,000.00

EXPENDITURE

50% Murdoch University	25,500.00
NET	25,500.00



The Australian Group on Antimicrobial Resistance
“<http://antimicrobial-resistance.com>”

2020 Gram Negative Sepsis Programme (GnSOP) – Characterisation of Gram Negative Bacteria

PRELIMINARY

(All figures exclude GST)

REVENUE

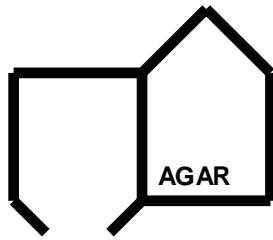
ACSQHC 60,000.00

Total Income 60,000.00

EXPENDITURE

50% Westmead 30,000.00

NET 30,000.00



The Australian Group on Antimicrobial Resistance
 “<http://antimicrobial-resistance.com>”

AGAR Laboratories

PRELIMINARY

(All figures exclude GST)

REVENUE

2019 *Staphylococcus aureus* Sepsis Outcome Program ASSOP (39)

ACSQHC	42,000.00
--------	-----------

2019 Gram negative Sepsis Outcome Program GnSOP (39)

ACSQHC	84,000.00
--------	-----------

2019 *Enterococcus* Sepsis Outcome Programme AESOP (39)

ACSQHC	18,000.00
--------	-----------

Total Income	144,000.00
---------------------	-------------------

EXPENDITURE

2020 *Staphylococcus aureus* Sepsis Outcome Program (ASSOP)

Silver = \$15/isolate, Bronze = \$5/isolate

Participating Institutions (40 sites)

- QHPS – Princess Alexandra Hospital (S)
- QHPS – Prince Charles Hospital (S)
- QHPS – Cairns (B)
- QHPS – Gold Coast (S)
- QHPS – Central (S)
- QHPS – Queensland Children’s Hospital (S)
- Sullivan Nicolaides Pathology (S)
- Concord Hospital (S)
- Royal North Shore Hospital (S)
- Royal Prince Alfred Hospital (S)
- Westmead Hospital (S)

Nepean Hospital (S)
John Hunter Hospital (S)
Wollongong Hospital (S)
St Vincent's Hospital – Sydney (S)
Liverpool Hospital (B)
Sydney Children's Hospital (S)
Westmead Children's Hospital
Alfred Hospital (S)
Monash Medical Centre (S)
Monash Children's Hospital (S)
Dandenong Hospital (S)
St Vincent's Hospital – Melbourne (S)
Royal Children's Hospital (S)
Austin Health (S)
The Canberra Hospital (S)
Royal Darwin Hospital (S)
Alice Springs Hospital (B)
Royal Hobart Hospital (S)
Launceston General Hospital (S)
Royal Adelaide Hospital (S)
Flinders Medical Centre (S)
Women's and Children's Hospital (S)
PathWest Royal Perth Hospital (S)
PathWest – QEII (S)
PathWest – Fiona Stanley Hospital (S)
PathWest North West (B)
PathWest – Perth's Children's Hospital (S)
Joondalup Hospital (B) – Western Diagnostic
Saint John of God, Murdoch - AC

Total

2020 Gram negative Sepsis Outcome Program GnSOP
Silver = \$15/isolate; Bronze = \$5/isolate

Participating Institutions (40)

QHPS – Princess Alexandra Hospital (S)
QHPS – Prince Charles Hospital (S)
QHPS – Cairns (B)
QHPS – Gold Coast (S)
QHPS – Central (S)
QHPS – Queensland Children's Hospital (S)
Sullivan Nicolaides Pathology (S)
Concord Hospital (S)
Royal North Shore Hospital (S)
Royal Prince Alfred Hospital (B)
Westmead Hospital (S)
Nepean Hospital (B)
John Hunter Hospital (S)

Wollongong Hospital (S)
St Vincent's Hospital – Sydney (S)
Liverpool Hospital (B)
Sydney Children's Hospital (S)
Westmead Children's Hospital
Alfred Hospital (S)
Monash Medical Centre (S)
Monash Children's Hospital (S)
Dandenong Hospital (S)
St Vincent's Hospital – Melbourne (S)
Royal Children's Hospital (S)
Austin Health (S)
The Canberra Hospital (S)
Royal Darwin Hospital (S)
Alice Springs Hospital (B)
Royal Hobart Hospital (S)
Launceston General Hospital (S)
Royal Adelaide Hospital (B)
Flinders Medical Centre (S)
Women's and Children's Hospital (B)
PathWest Royal Perth Hospital (S)
PathWest – QEII (S)
PathWest – Fiona Stanley Hospital (S)
PathWest North West (B)
PathWest – Perth's Children's Hospital (S)
Joondalup Hospital (B) – Western Diagnostic (B)
Saint John of God, Murdoch – AC (B)

Total

2020 Enterococcus Sepsis Outcome Program (AESOP)

Silver = \$15/isolate; Bronze = \$5/isolate

Participating Institutions (39)

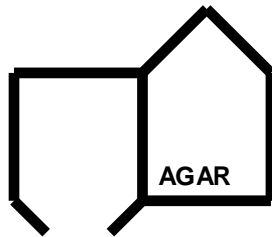
QHPS – Princess Alexandra Hospital (S)
QHPS – Prince Charles Hospital (S)
QHPS – Cairns (S)
QHPS – Gold Coast (S)
QHPS – Central (S)
QHPS – Queensland Children's Hospital (S)
Sullivan Nicolaides Pathology (S)
Concord Hospital (S)
Royal North Shore Hospital (S)
Royal Prince Alfred Hospital (S)
Westmead Hospital (S)
Nepean Hospital (S)
John Hunter Hospital (S)
Wollongong Hospital (S)

St Vincent's Hospital – Sydney (S)
Liverpool Hospital (B)
Sydney Children's Hospital (S)
Westmead Children's Hospital
Alfred Hospital (S)
Monash Medical Centre (S)
Monash Children's Hospital (S)
Dandenong Hospital (S)
St Vincent's Hospital – Melbourne (S)
Royal Children's Hospital (S)
Austin Health (S)
The Canberra Hospital (S)
Royal Darwin Hospital (S)
Alice Springs Hospital (B)
Royal Hobart Hospital (S)
Launceston General Hospital (S)
Royal Adelaide Hospital (S)
Flinders Medical Centre (S)
Women's and Children's Hospital (S)
PathWest Royal Perth Hospital (S)
PathWest – QEII (S)
PathWest – Fiona Stanley Hospital (S)
PathWest North West (B)
PathWest – Perth's Children's Hospital (S)
Joondalup Hospital (B) – Western Diagnostic (B)
Saint John of God, Murdoch – AC (B)

Total

Total Expenditure

NET



The Australian Group on Antimicrobial Resistance
 “<http://antimicrobial-resistance.com>”

AGAR Scientific Officers (01/07/2020 – 30/06/2021)

PRELIMINARY

(All figures exclude GST)

REVENUE

ACSQHC	217,761.00
1.0FTE (FSH - WA)	124,434.88
0.5FTE (Westmead)	62,217.44
0.25FTE (Jan Bell)	31,108.72

Includes annual leave, long service-leave, superannuation and worker’s compensation)

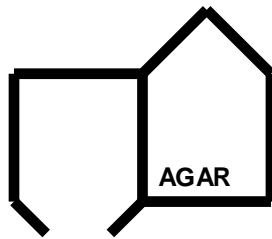
Total Income **217,761.04**

EXPENDITURE

Jan Bell	
01/072020 to 30/11/2020	11,964.90
Denise Daley	
01/07/2020 to 31/12/2020	62,217.34
Westmead	
01/07/2020 to 31/12/2020	31,108.72

Total Expenditure **105,290.96**

NET **112,470.08**



The Australian Group on Antimicrobial Resistance
“<http://antimicrobial-resistance.com>”

Liability Insurance

FINAL

(All figures exclude GST)

REVENUE

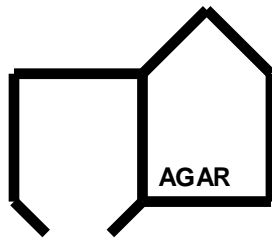
ACSQHC 8,000.00

Total Income 8,000.00

EXPENDITURE

Total Expenditure 7,487.61

NET SURPLUS 512.39



The Australian Group on Antimicrobial Resistance
 “<http://antimicrobial-resistance.com>”

Centralised Long Term Storage of Isolates

PRELIMINARY

(All figures exclude GST)

REVENUE

ACSQHC 35,500.00

ASSOP 2020 and AESOP 2020 (Murdoch) 19,500.00

GnSOP 2020 (Westmead) 16,000.00

Total Income 35,500.00

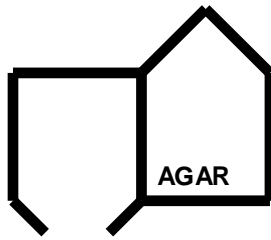
EXPENDITURE

ASSOP 2020 and AESOP 2019 – 50% (Murdoch) 9,750.00

GnSOP 2020 – 50% (Westmead) 8,000.00

Total Expenditure 17,750.00

NET 17,750.00



The Australian Group on Antimicrobial Resistance
“<http://antimicrobial-resistance.com>”

Portal Maintenance

PRELIMINARY

(All figures exclude GST)

REVENUE

ACSQHC 20,000.00

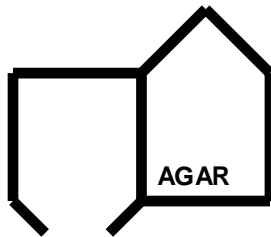
Total Income 20,000.00

EXPENDITURE

01/07/2020 to 30/09/2020 5,000.00

Total Expenditure 5,000.00

NET



The Australian Group on Antimicrobial Resistance
“<http://antimicrobial-resistance.com>”

Development

PRELIMINARY

(All figures exclude GST)

REVENUE

ACSQHC

13,000.00

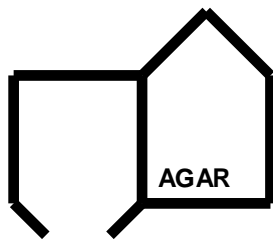
Total Income

13,000.00

EXPENDITURE

Total Expenditure

NET



The Australian Group on Antimicrobial Resistance
 “<http://antimicrobial-resistance.com>”

2020 Funding
 (All figures exclude GST)

Item	Allocated Funds	Actuals	Surplus (Deficit)
December 2020 Meeting	6,639		
July 2020 Meeting	35,100		
ASSOP 2020 Typing	60,000	30,000	
AESOP 2020 Typing	51,000	25,500	
GnSOP 2020 Characterisation	60,000	30,000	
Scientific Officers	217,761	105,291	
ASSOP 2020 Laboratories	42,000		
GnSOP 2020 Laboratories	84,000		
AESOP 2020 Laboratories	18,000		
Storage of Isolates	35,500	17,750	
Insurance	8,000	7,488	512 (F)
Portal Maintenance	20,000	5,000	
Development	13,000		
TOTAL	651,000	221,029	